

Engagement Stats & Trends

FACT SHEET

On average couples are engaged for 13 months and while engagement celebrations may occur, couples waste no time selecting a wedding date. The most popular month to get married in 2016 was October, with the 3 most popular days being Saturdays in October.

Celebrating THE MOMENT



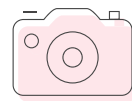
25%

invite family/ friends to witness and/ or celebrate proposal immediately afterwards




64%

announce their engagement on social media



62%

take engagement photos



25%

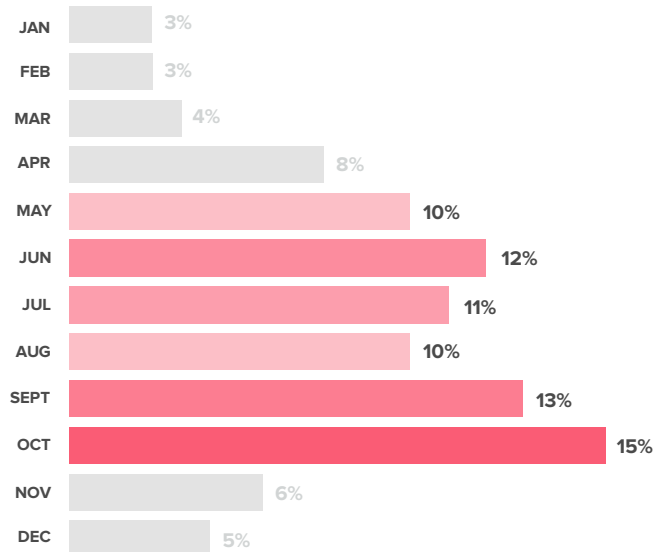
have an engagement party

Choosing A DATE TO WED

- Roughly **40%** of couples are engaged 10 – 15 months, with the average being 13 months
- **71%** of couples wed between May and October, with fall becoming increasingly popular
- Twenty-two dates make up **50%** of all weddings in 2016 - all Saturdays
- **20%** of couples select a wedding date that has a special meaning to them/ their partner



MOST POPULAR MONTHS TO WED



Need help picking your future wedding date?

Use [WeddingWire's Wedding Date Calendar](#) to see what popular dates, holidays, and events could impact your decision.



TOP 5 MOST POPULAR WEDDING DATES IN

